



TECHNIC

DESIGNED AND DEVELOPED PADEL COURT
FOR EVENTS AND EXHIBITIONS

info@padelcourtsdelux.es

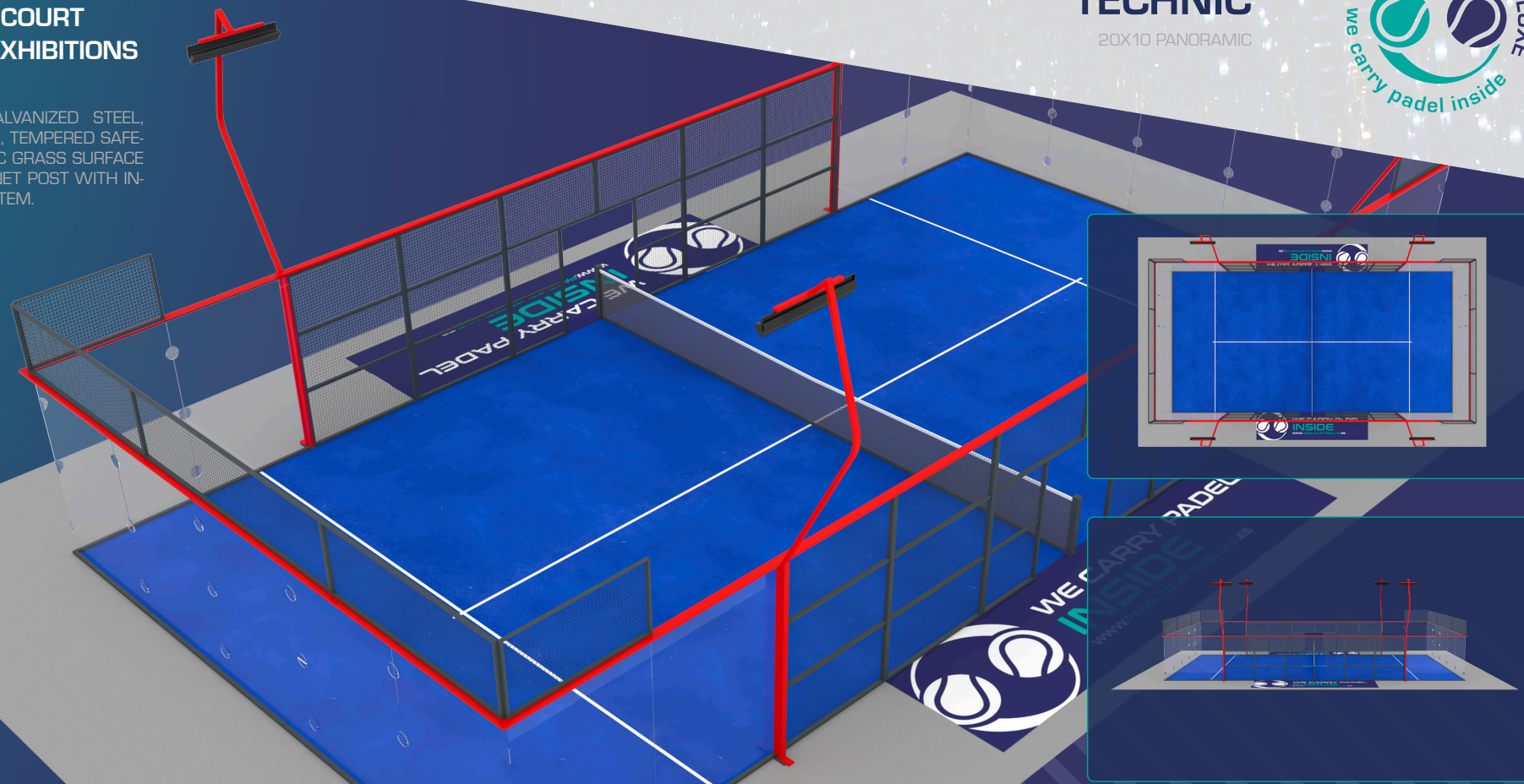
+34 647 97 15 06

www.padelcourtsdeluxe.es


DESIGNED AND DEVELOPED PADEL COURT FOR EVENTS AND EXHIBITIONS

ELECTROWELDED MESH, GALVANIZED STEEL, STAINLESS STEEL HARDWARE, TEMPERED SAFETY GLASS. WITH A SYNTHETIC GRASS SURFACE WITH SILICA SAND AND 1M NET POST WITH INTERNAL NET TENSIONING SYSTEM.

PADEL COURT
TECHNIC
20X10 PANORAMIC



SURFACE COLORS



STRUCTURE COLORS



Structure:

- 12 modules of 3000x2000mm made up by a 60x40x2mm galvanised steel and 40x40x1.5mm galvanised steel profile covered with a 50x50x4 mm galvanised steel electro-welded mesh. Said frames are fixed to the upper part of the upper ring and the paving with anchor plates.
- 18 modules of 2000x1000mm made up by a 50x30x2mm galvanised steel profile covered with a 50x50x4 mm galvanised steel electro-welded mesh.
- Upper ring of the court made up of a 120x40x3mm galvanised steel profile.
- 36ml of 60x40x2mm galvanised steel structural tube for the bottom fixing of glass.
- A2 stainless steel glass fixing hardware.
- Furnace-coating with polyester paint.
- 1m net post with stainless A2 tensor and net for padel court with customisable band.
- Set of the necessary A2 stainless steel screws.
- Laser-cut corner sheets with logotype.

Glass:



- 18 modules of 2995x1995mm of 12mm thick tempered glass. In compliance with UNE standard. Secured with flushed screws, with plastic washer and blocking and protection lock nut. Plated on neoprene back.


Lighting (included):

- 8 linear 200w LED spotlights to light the padel court.
- 3x1.5 mm electric cable up to the foot of the lamppost.

Surface (optional):

- Artificial grass, 12mm high in fibrillated polyethylene fibre in GREEN or BLUE (5500dtex), with proportional part of regulatory playing lines.
- Artificial grass, 12mm high in HQ monofilament polyethylene fibre in GREEN, BLUE, BLACK, BRICK or FUCHSIA (8800dtex), with proportional part of regulatory playing lines.
- Mondo WPT artificial grass to choose between GREEN, BLUE AND RED.
- White or coloured silica sand with selected grain size, union band and bi-component adhesive.





STRUCTURAL CALCULATION



TECHNIC

DESIGNED AND DEVELOPED PADEL COURT
FOR EVENTS AND EXHIBITIONS

ASSEMBLY PLAN



TECHNIC

DESIGNED AND DEVELOPED PADEL COURT
FOR EVENTS AND EXHIBITIONS

TECHNICAL DOCUMENTATION



TECHNIC

DESIGNED AND DEVELOPED PADEL COURT
FOR EVENTS AND EXHIBITIONS