



OCEAN

EXCLUSIVE SUPER-PANORAMIC
PADEL COURT

info@padelcourtsdelux.es


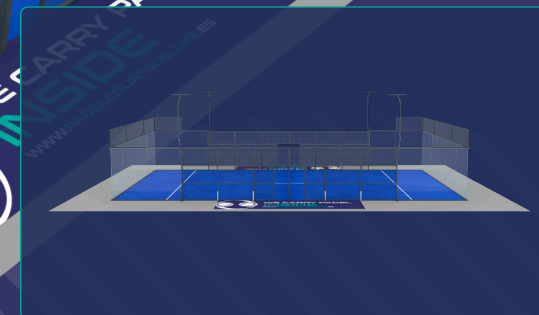


+34 647 97 15 06

www.padelcourtsdeluxe.es


EXCLUSIVE SUPER-PANORAMIC PADEL COURT

ELECTROWELDED MESH, GALVANIZED STEEL, STAINLESS STEEL HARDWARE, TEMPERED SAFETY GLASS. WITH A SYNTHETIC GRASS SURFACE WITH SILICA SAND AND 1M NET POST WITH INTERNAL NET TENSIONING SYSTEM.

PADEL COURT
OCEAN
20X10 PANORAMIC



SURFACE COLORS



STRUCTURE COLORS



Structure:

- 8 ADJUSTABLE pillars 3m high of 100x50x2mm galvanised steel laser-cut structural tube, placed over casing of 3 mm galvanised folded sheet over 10 mm zinc-plated anchor plate and reinforced with stainless steel A2 sheet.
- 4 pillars 3m high of 120x40x3mm galvanised steel laser-cut structural tube, folded sheet over 10 mm zinc-plated anchor plate.
- Arcade at the back consisting of 120x40x3mm galvanised steel structural tube anchored to lateral pillars by means of casing.
- 20ml of 60x40x2mm galvanised steel structural tube for the bottom fixing of glass.
- 14 modules of 50x50x4mm electro-welded mesh of 2000x1000mm made up of 50x30x2 galvanised steel tube.
- 8 modules of 3000x2000mm electro-welded mesh and 40x30x2mm galvanised steel horizontal reinforcements and 1mm galvanised folded sheet, and anti-injury system with 6 mm zinc-plated rod.
- 4 modules of 3000x2000mm electro-welded mesh and 40x30x2mm galvanised steel horizontal reinforcements and 1mm galvanised folded sheet, and anti-injury system with 6 mm zinc-plated rod to access the court.
- A2 stainless steel glass fixing hardware.
- Furnace-coating with polyester paint.
- 1m net post with stainless A2 tensor and net for padel court with customisable band.
- Set of the necessary A2 stainless steel screws.
- Laser-cut corner sheets with logotype.

Glass:

- 18 modules of 2995x1995mm of 12mm thick tempered glass. In compliance with UNE standard. Secured with flushed screws, with plastic washer and blocking and protection lock nut. Plated on neoprene back.




Lighting (included):

- 8 linear 200w LED spotlights to light the padel court.
- 3x1.5 mm electric cable up to the foot of the lamppost.


Surface (optional):

- Artificial grass, 12mm high in fibrillated polyethylene fibre in GREEN or BLUE (5500dtex), with proportional part of regulatory playing lines.
- Artificial grass, 12mm high in HQ monofilament polyethylene fibre in GREEN, BLUE, BLACK, BRICK or FUCHSIA (8800dtex), with proportional part of regulatory playing lines.
- Mondo WPT artificial grass to choose between GREEN, BLUE AND RED.
- White or coloured silica sand with selected grain size, union band and bi-component adhesive.

PADEL COURT
OCEAN
20x10 PANORAMIC




EXCLUSIVE
SUPER-PANORAMIC
PADEL COURT



STRUCTURAL CALCULATION



OCEAN
EXCLUSIVE SUPER-PANORAMIC
PADEL COURT



ASSEMBLY PLAN



OCEAN

EXCLUSIVE SUPER-PANORAMIC
PADEL COURT

TECHNICAL DOCUMENTATION



OCEAN
EXCLUSIVE SUPER-PANORAMIC
PADEL COURT